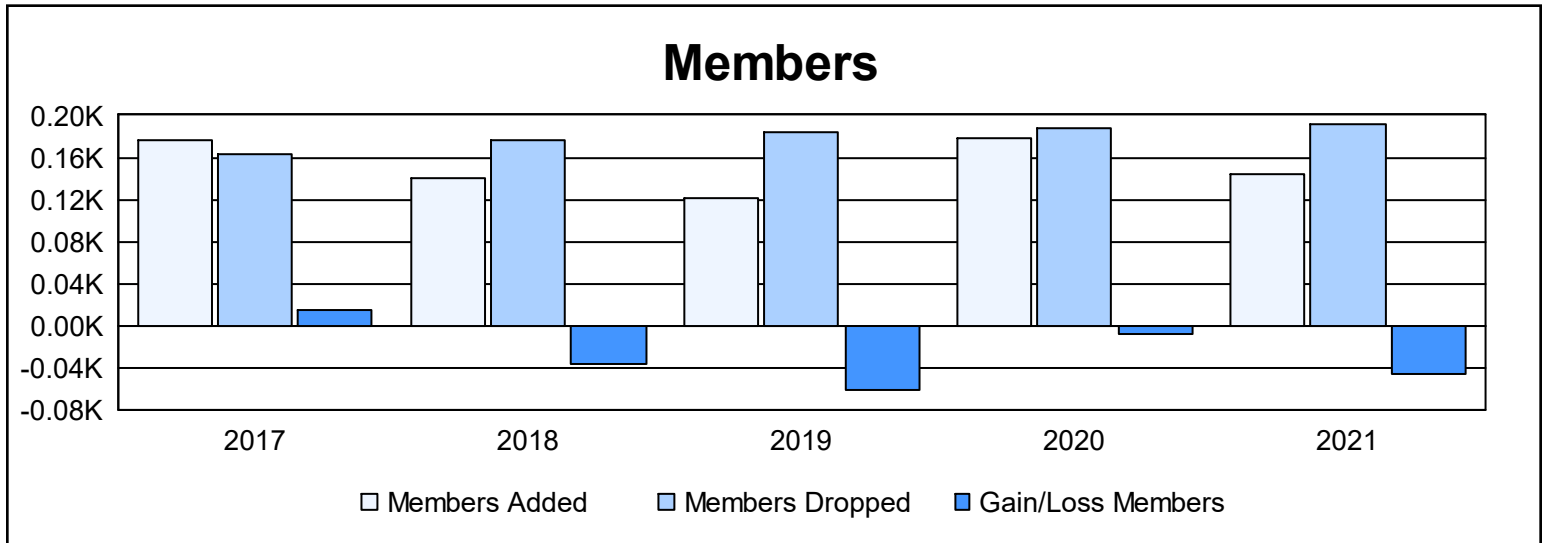
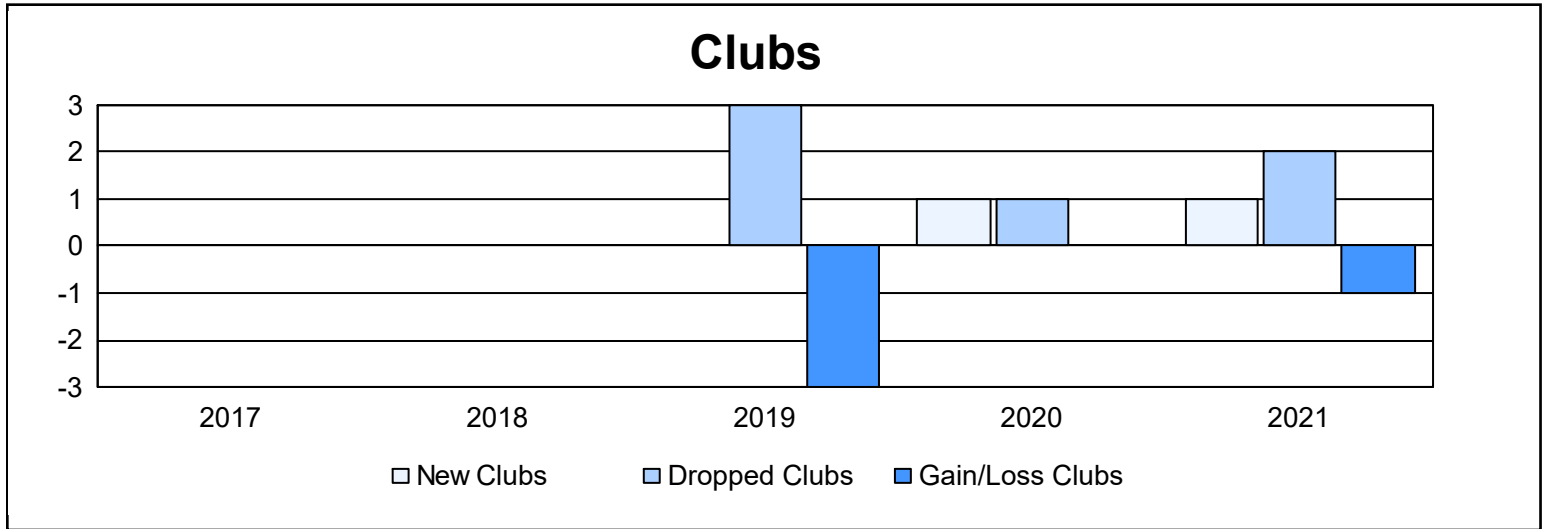
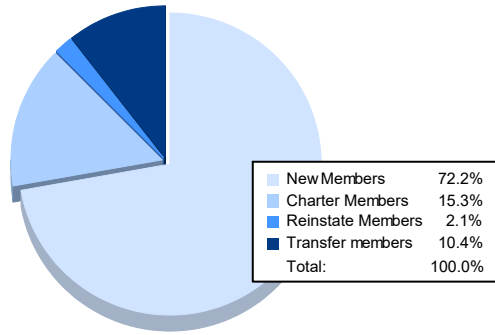


| Year | New Clubs | Dropped Clubs | Gain/Loss Clubs | New Members | Charter Members | Reinstate Members | Transfer Members | Total Member Added | Total Members Dropped | Gain/Loss Members |
|----------------|-----------|---------------|-----------------|-------------|-----------------|-------------------|------------------|--------------------|-----------------------|-------------------|
| 2016-2017 | 0 | 0 | 0 | 168 | 0 | 1 | 7 | 176 | 162 | 14 |
| 2017-2018 | 0 | 0 | 0 | 120 | 3 | 3 | 14 | 140 | 177 | -37 |
| 2018-2019 | 0 | 3 | -3 | 90 | 4 | 7 | 21 | 122 | 183 | -61 |
| 2019-2020 | 1 | 1 | 0 | 120 | 27 | 7 | 25 | 179 | 187 | -8 |
| 2020-2021 | 1 | 2 | -1 | 104 | 22 | 3 | 15 | 144 | 191 | -47 |
| Average | 0 | 1 | -1 | 120 | 11 | 4 | 16 | 152 | 180 | -28 |



Membership Composition June 2021 Cumulative



Gender Composition June 2021 Cumulative

